

PIMS™ Parking Intel & Management System software is designed to interface with multiple count and Parking Guidance Systems to provide an intuitive and easy to manage GUI (graphical user interface) at the PC/network level and make the space availability and occupancy data available to anyone with a mobile device from the cloud! PIMS™ and PIMSàlaCloud™ are now a unified product offering!



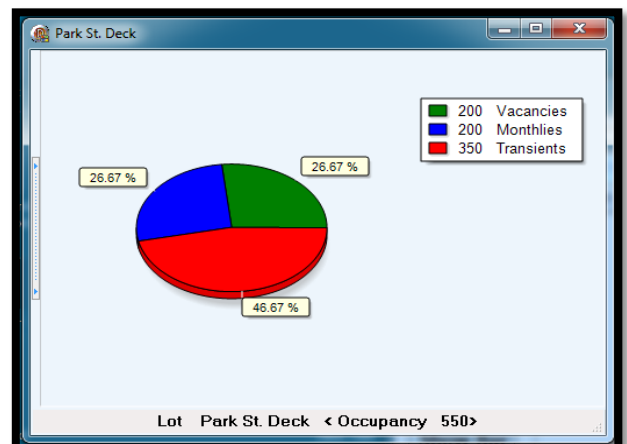
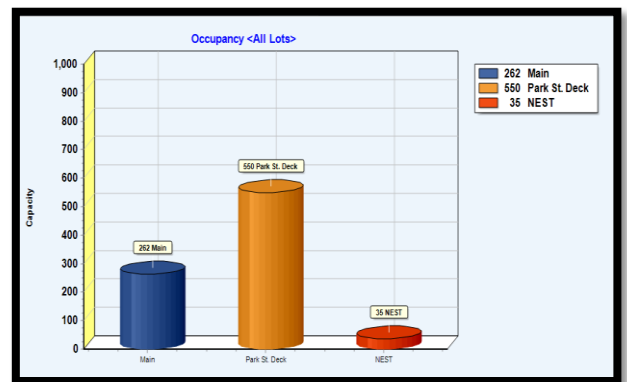
Real Time Parking Capacity Screen

Software Features

- Display real time data on your PC/network
- Adjust physical sign counts from your PC
- Provides visual status of all lots/decks in graph form; select from pie charts, bar graphs & more
- Deploy/Export count information in CSV format for custom report design/data manipulation
- Automated email alerts – hourly count status or Lot/Deck Full alerts
- Communicates with up to 255 count signs; static and variable message
- Sign interface via PIMS for multiple sign manufacturers
- Optional - ability to export count info to a third party interface via SFTP
- Optional -network version using TCP socket connection
- Included - cloud subscription service

PIMS was created to provide real time data to parking administrators, operators, facilities management and security personnel via PC.

It allows users to generate usage and traffic reports and facilitate proactive decision making. PIMS also makes Space Available counts accessible to patrons via internal and/or external networks and any mobile device using the “PIMSàlaCloud” subscription service



PIMS Parking Intel & Management System Standard/Default Report Detail

Individual Level Count Report by Date (Enter Date Range and Level/ Master/Location)

Report Fields:	Level/Location	Date	Time: 0001 to 2400	Capacity	Number Available	% Available	Number and % Occupied
----------------	----------------	------	-----------------------	----------	------------------	-------------	-----------------------

Global Facility Count Report by Date (Enter Date Range and Master/Location)


Report Fields:	Level/Location	Date	Time: 0001 to 2400	Capacity	Number Available	% Available	Number and % Occupied
----------------	----------------	------	-----------------------	----------	------------------	-------------	-----------------------

Individual Entry/Exit Count Report (Enter Date Range and Level/Master/Location)

Report Fields:	Level/Location	Date	Time: 0001 to 2400	Capacity	Number of Entries	Number of Exits	Net Increase (Decrease)
----------------	----------------	------	-----------------------	----------	-------------------	-----------------	-------------------------

Global Entry/Exit Count Report (Enter Date Range and Master/Location)

Report Fields:	Level/Location	Date	Time: 0001 to 2400	Capacity	Number of Entries	Number of Exits	Net Increase (Decrease)
----------------	----------------	------	-----------------------	----------	-------------------	-----------------	-------------------------



Now Included in Every PIMS Install

Deliver the Space Available count information to any mobile device using our cloud subscription service. Our fast response URL allows for immediate data transfer to mobile devices and auto configures for all types of devices. For as little as 1 penny per space per day (depending on lot/deck size and complexity - monthly minimum applies) we can broadcast your counts to thousands of devices simultaneously. Service includes a dynamic messaging board for rate info, notifications and advertisements.

Disclaimer: The installer and network owner/end user are responsible for establishing network protocols and addresses. Network configuration and support are completely the purview of others. cramZ marketing services, Inc. only supplies hardware and/or support services as detailed in Installation Service Options outlined in the quotes to Installing Dealers.

